

Programs to Go

Portable Adult Programming that Works for You

Presentation by: Jefferson-Madison
Regional Library
Joanna Duffett, Sarah Hamfeldt,
& Erica Younglove



JMRL LOCATIONS

The map shows the following locations:

- Central Library**: 201 E. Market St, Charlottesville, VA 434.979.7151
- Northside Library**: 300 Albemarle Sq, Charlottesville, VA 434.973.7893
- Greene County Library**: 222 Main St, Stanardsville, VA 434.985.5227
- Bookmobile**: Serves Albemarle and Charlottesville. jmrl.org/bookmobile 434.979.7151x501
- Crozet Library**: 2020 Library Ave, Crozet, VA 434.823.4050
- Nelson Memorial Library**: 8521 Thomas Nelson Highway, Lovingson, VA 434.253.5904
- Gordon Avenue Library**: 1500 Gordon Ave, Charlottesville, VA 434.296.5544
- Scottsville Library**: 330 Bird Street, Scottsville, VA 434.286.3541
- Louisa County Library**: 881 Davis Highway, Mineral, VA 540.894.5853

grow. learn. connect.
@ your library

JEFFERSON-MADISON REGIONAL LIBRARY jmrl.org


AH 4 2014

- 50 staff members present programs or do outreach yearly for all age groups.
 - 2014: 376 adult programs, 5,860 participants
 - 5 Year Plan
- Access & Outreach: Provide and promote access to all library services and materials to all library users through both in-house and outreach efforts.

HOW WE DID IT

Gather Ideas

- What do patrons want?
- Staff strengths - hobbies, talents, interests
- What materials do you have?
 - Boxes
 - Weeded books
 - Old magazines
 - Old maps
 - Tools
- Other libraries
- Pinterest



Programs We've Done

Use what you have:

- Recycled book series
 - Covered mugs
 - Book print wreaths
 - Holiday cards with book print
- Upcycled maps



Programs We've Done

Bulk up

- Metal stamping
- Screenprinting
- Hypertufa planters
- Mason jar herb gardens
- Beach glass jewelry
- Window stars



Programs We've Done

- Holiday Craft Open House
 - Drop in
 - No registration
 - Stations



Programs We've Done

More than just crafts

- Financial literacy series
- Tech petting zoo
 - Shared materials = lower costs
- Writing groups & programs
 - Share prompts and handouts
 - See more: bit.ly/jmrlwriting



JEFFERSON-MADISON
PUBLIC LIBRARY
434-979-7131 x4 • Contact Hayley at hl@jmrl.org
<http://www.meetup.com/Creative-Writing-at-JMRL/>

Creative Writing
April 15 – Poetry Plus

April is National Poetry Month! Here are some events you might like:

- Poem in Your Pocket Day is April 30th – All day- Gift wrapped poems handed out at every branch!
- Poetry on the Steps – April 30th – 7pm – Open mic poetry reading

Upcoming schedule of creative writing: Third Wednesdays, 6pm

- May 20
- June 17
- July 15th - Special memoir workshop (Registration starts June 24)
- August 19

Writing 1: Haiku/Acrostic Poems (10 minutes)

- Grab bag. Pick a word from a grab bag, or flip to a random place in your book to inspire a haiku or acrostic poem.

Writing 2: Dictionary Diving (5 minutes)

- Pull a word from the Dictionary Diving and center your story around the idea of it, or simply incorporate it into your story.

Writing 3: Free write – grab a prompt and go! (20 minutes)

- Use one of the prompt books to inspire you
- Use a grab bag as a prompt
- Try one of the following


Passive Programming

- Great for all ages
- Great for stats (= \$)
- Materials are shareable
- Drop-in convenience
- Minimal staff time & space
- Inexpensive
- Works for any branch



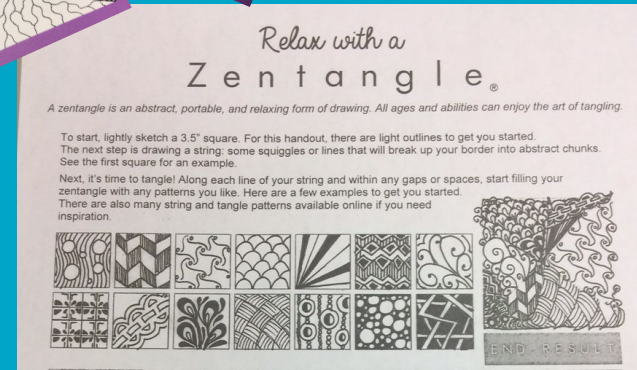



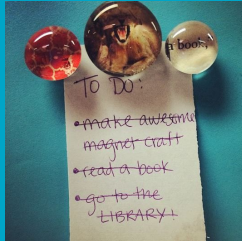
Passive Programming

- Quizzes
- Question Box
- Scavenger hunts
- Book Tastings
 - Help patrons find new titles
- Blind Date with a Book



Passive Programming

- Make & Take Craft Table
- Print instructions, set out, leave it be
 - Zentangle
 - Magnets
 - Button bracelets
 - Button bookmarks
 - Origami
 - Cards & postcards - holiday cards, Valentines
 - Snowflakes - online templates



Relax with a Zentangle®

A zentangle is an abstract, portable, and relaxing form of drawing. All ages and abilities can enjoy the art of tangling.


To start, lightly sketch a 3.5" square. For this handout, there are light outlines to get you started. The next step is drawing a string - some squiggles or lines that will break up your border into abstract chunks. See the first square for an example.

Next, it's time to tangle! Along each line of your string and within any gaps or spaces, start filling your zentangle with any patterns you like. Here are a few examples to get you started. There are also many string and tangle patterns available online if you need inspiration.



Passive Programming

- Make & Take Craft Table - Themes
 - Blackout Poetry (Banned Books Week)
 - Coloring Mehndi (Big Read)
 - Blackout Comics (Free Comic Book Day)
 - Sugar Skull Collages (Dia de los Muertos)



Transport



- Delivery truck
- In person
- Consider logistics during planning

Google Drive

The screenshot displays the Google Drive web interface. At the top, there is a search bar with the text "Search Drive" and a magnifying glass icon. Below the search bar, the navigation path is "My Drive > Work > Programs to Go". The main content area shows a list of files and folders with columns for Name, Owner, and Last modified. The left sidebar contains navigation options: My Drive, Shared with me, Google Photos, Recent, Starred, and Trash. At the bottom left, there is a "Get Drive for PC" button and a storage usage indicator: "105 MB of 17 GB used".

Name	Owner	Last modified ↓
Beyond Books Drafts	sarah hamfeldt	Sep 9, 2015 sarah
Meeting Agendas and Notes	sarah hamfeldt	Sep 9, 2015 sarah
Flyers	me	Sep 5, 2015 me
Presenters	sarah hamfeldt	Jul 29, 2015 sarah
Crafts	sarah hamfeldt	Jul 21, 2015 sarah
Quizzes & Contests	Hayley Tompkins	Jul 9, 2015 Hayley
Make and Takes	Hayley Tompkins	Jul 9, 2015 Hayley
Adult Programs Checklist - Central	Hayley Tompkins	Sep 24, 2015 Hay
Finance Program Descriptions	me	Jul 15, 2015 me
Downloading Workshop	me	Jul 10, 2015 me
Trivia answer sheet [.pub, can edit]	Joanna Duffett	Jul 10, 2015 Joan
Tech Petting Zoo	me	Jul 9, 2015 me

Program instructions

Metal Stamping - Craft Program

Ages 14+

Create personalized art with metal stamps.

Supplies:

- metal discs for stamping (on [Amazon](#))
- hammers -- one for each participant
- wood blocks for hammering (can also use concrete floor)
- set of metal stamping letters (one available at Central)
- masking tape
- Optional: cord, ribbon, keychains, extra charms -- anything to put the metal disc on

Participants: limit to ten due to noise, obtaining hammers, etc.

Length: 1 hour

Beach Glass Pendant Workshop

Create a gorgeous pendant with beach glass and wire wrapping. Use on a necklace for a summer lock or create a set of wine charms. All materials provided. Ages 14+

Supplies:

- Glass jewels or river stones (Dollar Tree)
- Wire (Dollar Tree - Automotive section)
- Wire cutters
- Needle nose pliers (Central has 6 pairs)
- For necklaces: Barrel clasps (available at jewelry/craft stores), black cord, ribbon
- For wine charms: Hoop earrings (available at jewelry/craft stores)
- Glue gun (1-2): Secures the knot from the cord/ribbon from being undone


























Length: 1-1.5 hours

Questions? Contact Hayley



Make and takes

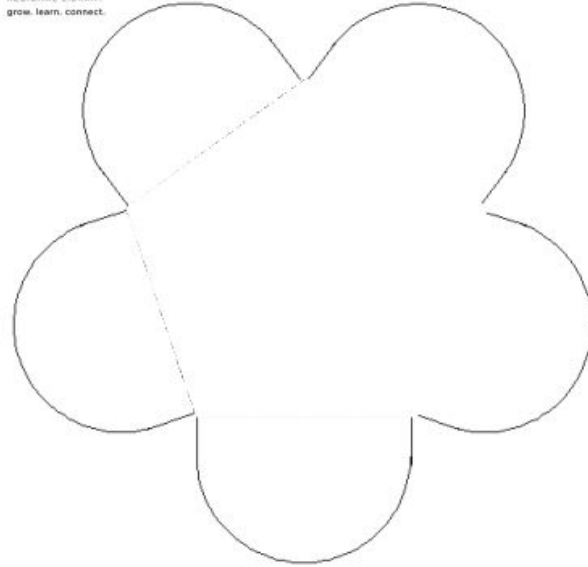
My Drive > Work > Programs to Go > Make and Takes ▾

Name	
 Fold and cut snowflake templates	
 Flower Notecard	
 Origami handout	
 Pinwheel instructions.pdf	
 Make and Take Think Tank	
 Button Bookmark Instructions.pdf	
 Collage poetry.pdf	
 Collage poetry.pub	
 Mehndi handouts	
 Button Bracelet Instructions.pdf	
 Magnets Instructions - Make and take.pdf	
 Collage Postcards make and take.pdf	
 Zentangles	

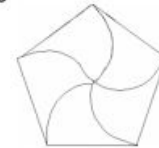


JEFFERSON-MADISON
REGIONAL LIBRARY
grow. learn. connect.

Flower Notecard



- Write your message in the middle of the flower.
- Cut out along the outline.
- Starting with any petal, fold toward the center.
- Moving in one direction, keep folding petals towards the center.
- Tuck the last petal under the first folded petal. Your finished folded note will look like this:



Presenters spreadsheet

Adult Program Presenters ☆

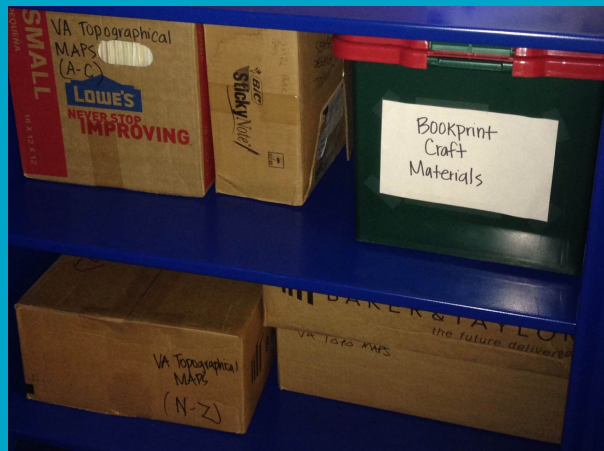
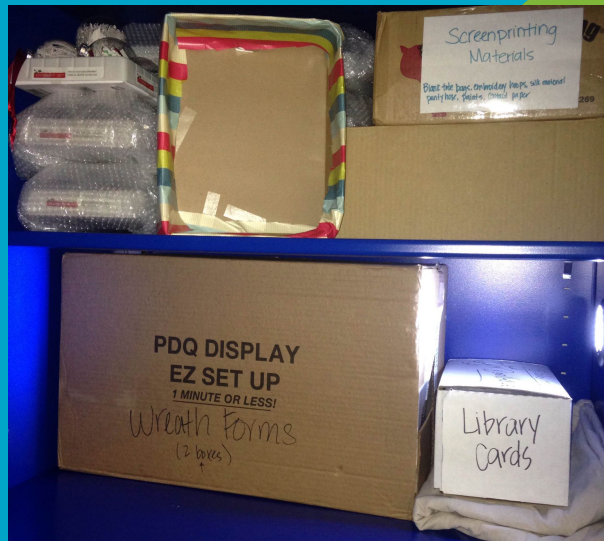
File Edit View Insert Format Data Tools Add-ons Help Last edit was made on March 17 by Erica Younglove

sarah.hamfeldt@gmail.com

Comments Share


	A	B	C	D	E	F	G
1	Name	Type	Contact	Description	Price	Locations	Li
2	Allison Mitchell	Clutter Control (Gail)	Phone - 434-270-8625 Email - charlottesville@abundancorganizng.com	Basics of home organization and decluttering	FREE		Ab Or
3	Gerry Gorman (Agent: Pamela Bednarik)	Meditation (various)	pbednarik@hotmail.com (agent)	<u>Variety of meditation programs available</u>	FREE		
4	Janice Stegall-Seibert	Felt bags/dulcimer player	Email - feltsongfiber@gmail.com OR clayhorse7@earthlink.net	Make felted wool bags or small creatures	\$150-200		Fe blc
5	Jessica Partain	Jewelry	inediblejewelry@gmail.com	Create adorable-food like jewelry	\$160 per inedible jewelry session \$175 for a basic jewelry workshop (50 cents a mile fee for travel out of Charlottesville)		
6	Judi Church	Beginning Knitting	434-973-0331 (at Laughing Sheep Yarns)	Teaches the basics of knitting	about \$100		
7	Lee Alter	Watercolor painting	leealter@mac.com	Painting with Watercolor: The Basics: Try your hand at this fun medium as artist and teacher Lee Alter teaches watercolor basics. No prior experience needed. All supplies will be provided. For more about the artist, please visit leealterartist.com. Space is limited to 10. Required registration	\$50 for artist's fee + \$20 pp for supplies	Will go to branches	
8	Linda Kobert	Writing	lkobert@earthlink.net	<u>Variety of writing programs available</u>	\$100 for session; 10-20 participants	Will go to branches	
9	Lisa Woolfork	Quilting	woolfork@virginia.edu				

STORAGE



Planning


- How many do we do per branch per season?
- How do we decide what is being done and where?
- How do we have enough staff?
- What if all branches want the same thing?



Costs

(or how you sometimes end up with 90 lbs of cement)

- Budget
- Share



Successes

- Number of participants
- Demographics
- General PR for JMRL
- Growth in programming
- Developed staff skills
- **Improved collaboration & communication between branches**



Challenges

- Marketing the programs
- Scheduling issues
- Problematic programs



Nailed it!



Surprises

- Beyond programs
 - Make & Takes
 - Booklists
 - Tutorial handouts
- Paper is your friend
- Populations engaged

Computer Basics

Basics of Web Browsing



Websites

Information on the Internet can be found on **websites**— collections of text, images, and other resources. Every website has a **URL**—uniform resource identifier—which is its unique address. Websites vary widely in appearance and purpose, some can look like journals, newspapers, or magazines, while others may be very interactive and require a lot of keyboard or mouse use.

Web Browser

A **web browser** is a computer application, or program, that is used to access and view web pages. It decodes and visually displays websites the way they were intended to be viewed. Popular web browsers are Internet Explorer, Mozilla Firefox, Google Chrome, and Safari.

Web browsers are not the Internet itself, rather they are the tools used to access it.



Contact us:

jmrl.org

reference@jmrl.org

