

Fixing Your (Head)Space: Grant Writing With Purpose, Process, and Peace of Mind



Liz Bellamy | William & Mary
Alyssa Archer | Radford University

With lots of help from Susan Van Patten, Charley Cosmato,
Wei Lo, and Elease Cook | Radford University



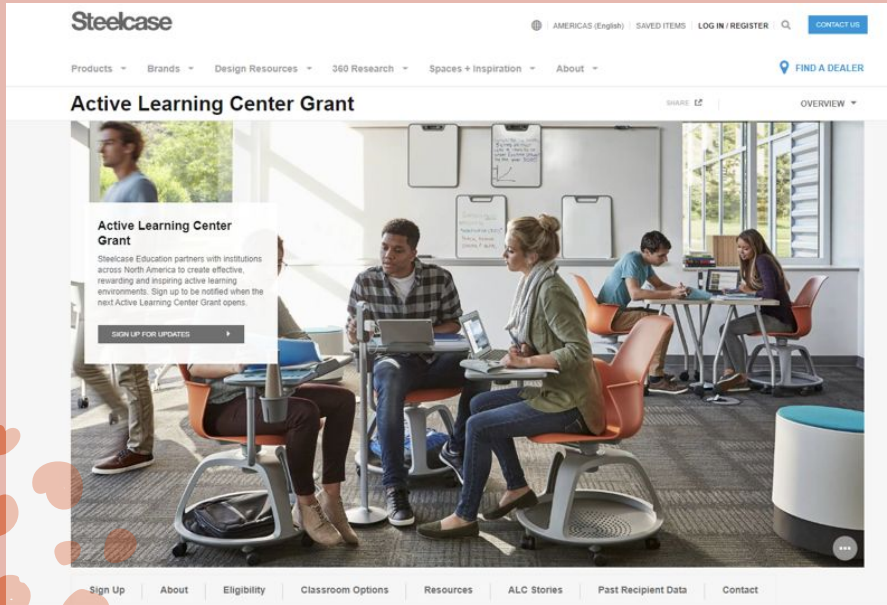
Our goals for today:

We will present our process for preparing to write a successful grant, with tips gleaned along the way

You will leave with the start of a plan for writing a grant of your own

We will **not** discuss how to find funding opportunities

Steelcase ALC Grant Research Project




With this new classroom design, we're studying the impact of classroom design on student/faculty teaching & learning experience, namely on

- Non-cognitive (affective) factors
- Instructor experiences
- Engaged learning experiences





Background: Identifying Our Need



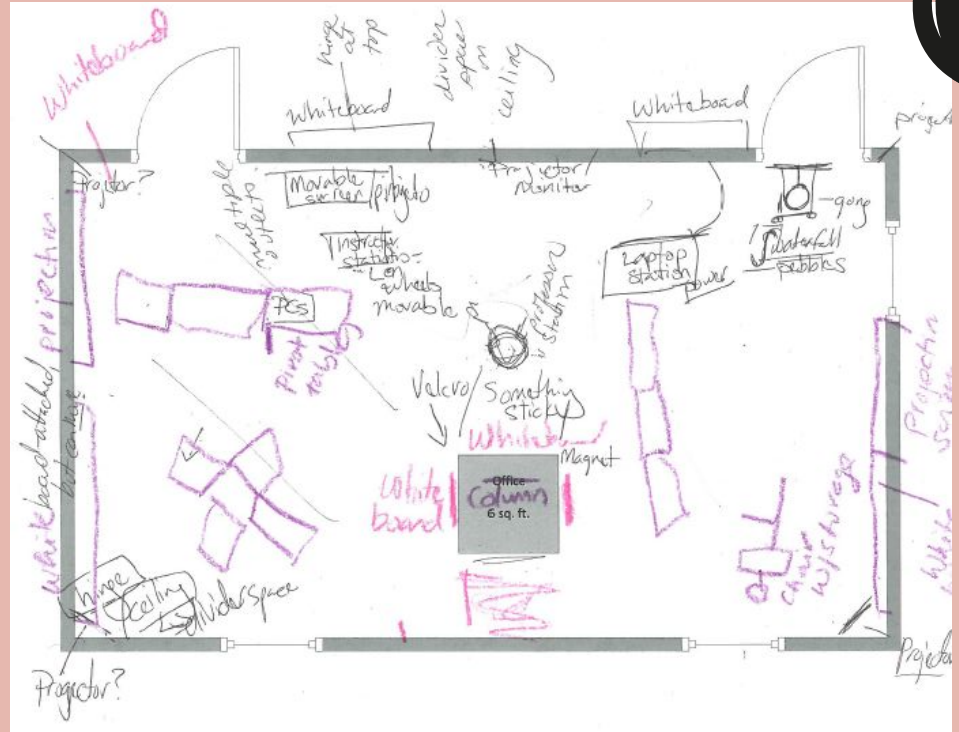
Step One: Identifying Your Need

- ✗ What does your library need? Why? Is this solving a problem or reaching for a goal?
- ✗ Worksheet URL:
- ✗ libguides.radford.edu/active/vla




Sharing Our Purpose

- x With our classroom space, **we knew what a better space would enable us to do** well before seeking a grant as a potential solution.



Step Two: Finding Your Purpose

- ✕ What would you be able to accomplish if your library's need was met?
- ✕ When complete, share your work so far with a neighbor



Collaboration & Partnerships




TABLE 1 Foundations' Attitudes and Practices by Foundation Type (Continued)

	Community Foundation		Corporate Foundation		Independent Foundation	
	N	%	N	%	N	%
During the past two fiscal years did the foundation actively encourage grantees to collaborate?^{***}						
No	32	13.91	29	32.22	294	35.68
Yes	198	86.09	61	67.78	530	64.32
Did the foundation require the grantees to collaborate?(6)						
No	101	51.53	36	60.00	314	59.70
Yes, sometimes	87	44.39	23	38.33	201	38.21
Yes, always	8	4.08	1	1.67	11	2.09

Ostrower, F. (2004). Attitudes and practices concerning effective philanthropy: Executive summary. *Urban Institute*. Retrieved from <http://webarchive.urban.org/publications/310986.html>



Finding Stakeholders

- ✕ Instruction Librarians
- ✕ Library Administration
- ✕ Creative Thinkers (Center for Innovative Teaching and Learning - CITL)
- ✕ Library and Campus Facilities
- ✕ Campus Stakeholders


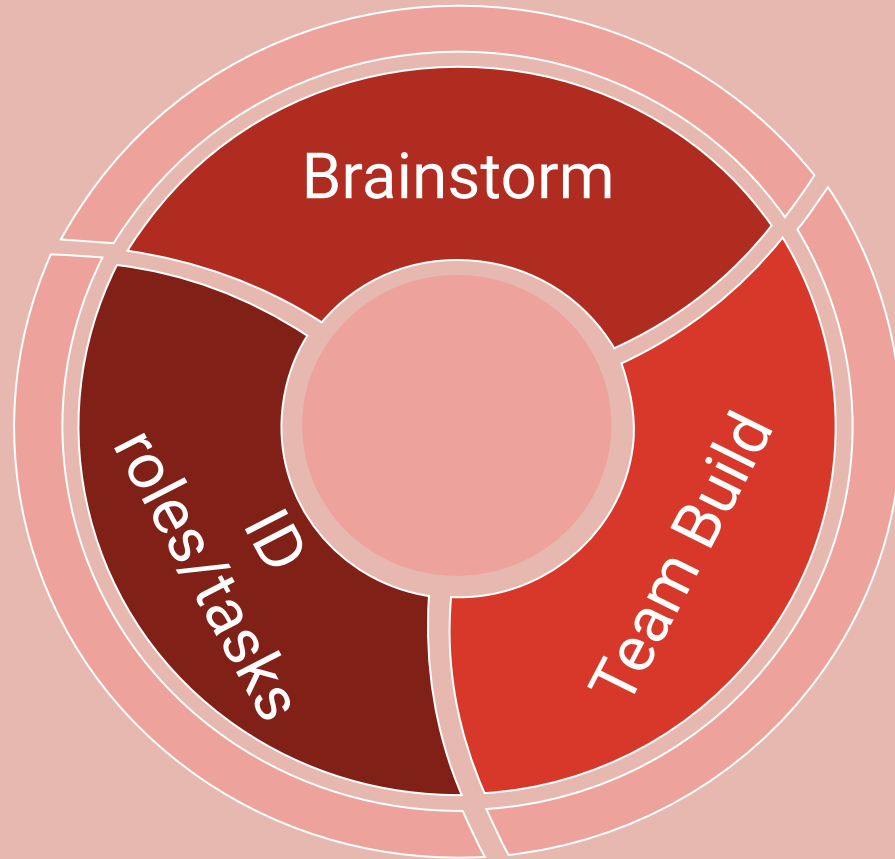


Step Three: Identify Stakeholders

- ✗ Who stands to benefit?
- ✗ Who must support any grant?
- ✗ Who will be impacted?
- ✗ Who's on your grant-writing dream team?
- ✗ Consider strengths: creativity, organization, institutional knowledge, research savvy



Convene Your Dream Team



Next Steps


Seek Opportunities

Whose mission aligns with your purpose?

Decide on a grant to pursue

What's your angle?

Keep your project achievable



Share responsibilities

Writing the Grant


Who will write which components?

Who will manage the grant project timeline?

What value would your proposal provide the grant funder?

Commitments beyond Grantwriting

Who will be responsible for different commitments, if you win?




And the results...

**What happens if
you win the grant?**

Getting the support
and space to carry
out the grant
commitments


**What happens if
you do NOT win?**

Plan B: Are any parts
of the grant still
achievable?



Step Four: What happens if you win?

- ✘ Who will you need to get support from?
- ✘ How will you make room for extra work?



Thank you! Questions?

Liz Bellamy

Instruction & Research

Librarian

pronouns: she/hers

William & Mary

embellamy@wm.edu

Alyssa Archer

Instruction Librarian

pronouns: she/hers

Radford University

aarcher2@radford.edu

<http://libguides.radford.edu/active>

